


# Coast Lines



Volume 5

Newsletter for Coastal Quilters of Santa Barbara

May 2005

## May Meeting

This month we are really excited to have **Katie Pasquini-Masopust** coming to our guild. Her use of light, shadow, value and color are second to none and offer a fresh look at the world. She has been in the forefront of expanding the definition of art quilt. Her studies in perspective have helped all of us view both art and traditional quilts in a new light.

A nationally acclaimed artist, she first came to prominence in 1981 with her Mandala Quilts featured in Quilters Newsletter. Teaching, lecturing and growing since then, her current focus on pictorial quilts grew out of her perspective work with more traditional patterns. The author of the books *Mandala: For Contemporary Quilt Designs and Other Mediums*, *The Contemporary Sampler*, *3 Dimensional Design*, *Isometric Perspective* and *Fractured Landscape Quilts*, as well as numerous articles, she has also garnered multiple awards for her quilts, including Best in Show at both Houston and Pacific International. Her quilt *Rio Hondo* was selected as one of the Best 100 Quilts of the 20th Century.

Her workshop will be on her “Ghost Layers” technique of using value and shadow to give the illusion of depth.

**Please note that this workshop will be held at the St. Andrews Hall from 8:30-3:30 not at the Goleta Valley Community Center. Please come early to set up.**

### Inside this Issue

President's message	2
Community Quilts	3
Supply List for June Workshop	4
Block of the Month	5
Supply List for May Workshop	6
SCCQC Calendar	8
Quilt History Group	8
Birthdays	9

### Guild Challenge: Music!

Whether showtunes in the shower or anthems from a choir,  
Music hath charms to soothe or inspire.  
But if you don't sing, whistle, yodel or croon  
Just pick up your needle and quilt me a tune.

*Inspired yet? Only five short months 'til the October Challenge!*



### Library News: Volunteers Needed

Meet your fellow guild members and get first crack at the new library books! Your intrepid library volunteers are short one member and need some help, particularly in the area of set-up and take-down. You don't need to make an on-going commitment: you can sign up for just one meeting or for several.  
—Or join our team for the rest of the year.  
—Or just pitch in if you arrive early!

The team sets up the library and checks books in and out. It also selects new books and decides which books to remove. If you would like to join us, contact Heather Georgakis (964-8390, or <hgeorgakis@cox.net>) or Kathy Laabs (965-3933).


Also, please bring in your book donations for the Library and silent Auction, as well as suggestions for new books.

## President's Message

....So if this seems a bit disjointed, blame it on a week's visit from my son and his two children. Throw into the mix the two who live here and are delighted to see their cousins and WOW! Four kids from ages 4 to 12 and life certainly gets interesting.

We have had a very busy week and having visitors really does open my eyes to all that we have in our area. We visited the Botanical Garden with the new willow house, were at the preview opening of the Sea Center on Sterns Wharf, spent time at the Natural History Museum and had endless walks on the beach. We rounded up some wet suits for the visitors and the kids had a great time using boogie boards in the ocean (Brr).

A trip through the Santa Ynez Valley and up Figueroa Mountain with the family left little doubt in my mind as to why I love greens and browns in all shades. Just throw in some yellow like the wild mustard and the purple of the lupines, and a perfect quilt could be in the making. I am in luck because the 12 year old granddaughter needs a new quilt to go with her newly decorated purple room. (It seems like a lot of girls about that age love purple!) Hopefully within the next couple of months I'll have the new purple friendly quilt for Show and Tell. Then, a new quilt for my daughter, who has now a queen size bed, and then one for the grandson who seems to have outgrown the fire-



men theme. Oh yes - the Challenge needs to be considered, too! Looks like I'll have plenty to keep the old sewing machine busy for some time to come.

Did you notice the great new quilt stands we now own? Four stands have been purchased by the Guild. They will be housed with Barbara Franklin, Judy Gorrindo, Jean McCaffrey and me. There are also several of the older stands which are stored at St. Andrews. The stands are available for short term loans to members. You will need to contact one of the above to borrow a stand and the stand must be available for use at the Guild meeting.

I'm going to end my article with a plea for your help and a reminder. Elsewhere in the newsletter you'll see information for the *I Madonnari* festival. We sponsor a large block as a contribution to art programs in the community. Marlene Pearson, who has done organized this for many years, needs your help with the chalk painting she will be doing. If you don't want to get down on your knees, it is a great chance for your kids to be part of the festival. Enjoy the beverages at the break time at the meetings? Sign up or bring a bottle of juice or soda to share. There is a sign-up sheet on the counter each month. The reminder - don't forget the sale our neighboring Ventura shops are planning only for our Guild on May 21. Just bring your membership card to take advantage of the sale.

—Betty Kelley

### Call for Volunteers! *I Madonnari*, May 28-30

On Memorial Day weekend, May 28-30, the plaza of the Old Mission will be transformed with 200 colorful, large-scale street paintings created by 400 artists and young people. The artists (*madonnari*) begin working on Saturday morning of the Memorial Day weekend and continue drawing throughout the three-day festival or until their street paintings are completed.

Santa Barbara's *I Madonnari*, the first street painting festival in North America, was started in 1987 by Executive Director Kathy Koury as a fundraiser for the Children's Creative Project.

Marlene Pearson says, "This is the Guild's 6th year to do an 8' x 12' chalk quilt. This year's theme is "Firestorm," a variation of the *Storm at Sea* on point. Orange is the predominate color. Orange, you know, is all the rage this year. Any chalkers welcomed, advanced, beginner or intermediate. Bring a hat and enjoy the day".

For more information about the festival, visit:

<<http://www.santabarbaralive.com/sbeventmadonnari.htm>>

<<http://www.imadonnarifestival.com/im.html>>

## Community Quilts Project - Hospice Quilts

We have been overwhelmed with the generosity of so many people while working with this Hospice project. Craft Essentials has given us fabric on two different occasions, totaling well over 100 yards. Margaret Hardy (Mugs) and Peggy Beaver have enthusiastically cut fabric from bolts they have let us select from their sale shelves, as well their new fabrics.

Over 40 finished quilts have been turned in to date. We're still shooting for a goal of 150 quilts, so please keep stitching. While you may certainly use fabric from your own stash for a community quilt, we still have some beautiful kits available at the back table during the guild meetings.

We encourage you to come to our next free workshop.

**FREE Community Quilts Workshop**  
**Wednesday, May 25th**  
**Goleta Valley Community Center, Room 2**  
**9 am - 3:30 pm**

We will have kits, and some batting. Please bring your sewing machine and basic sewing supplies. Also, bring a lunch or plan to go out to one of the many restaurants in the area. Enjoy spending the day with a group of fantastic people, all working on this worthy project.

If you have any questions or would like a kit or label, please contact:

Marty Frolli: 968-4781 <mafrolli@cox.net>  
or JoAnn Dovgin 682-2867 <jdovgin@sbceo.org>

## Women's Heart Attack Signs

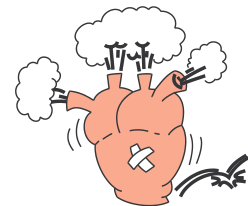
At the April meeting, Kathy McNeil shared with the guild some important information for women about the early warning symptoms of a heart attack (acute myocardial infarction, or AMI). While most doctors consider chest pain the most important heart attack symptom for both men and women, a study funded by the NIH's National Institute of Nursing Research found that 43% of women said they didn't experience any type of chest discomfort with their AMI. Women in the study who experienced chest discomfort more often described it as aching, tightness or pressure, rather than pain. So what are the symptoms reported?

Major symptoms for women *preceding* a heart attack include:

Unusual fatigue (70%)  
Sleep disturbance (48%)  
Shortness of breath (42%)  
Indigestion (39%)  
Anxiety (35%)

Major acute symptoms *during* a heart attack include:

Shortness of breath (58%)  
Weakness (55%)  
Unusual fatigue (43%)  
Cold sweat (39%)  
Dizziness (39%)



If you are a woman and have severe, unexplained fatigue or any of these symptoms at least several times a week, particularly if you have known risk factors for heart disease (like smoking or high blood pressure), contact a health care provider immediately!

---

## SPECIAL GUILD SALE!

On Saturday, May 21st, the following stores will have a special sale event for Coastal Quilters Guild members—a 25% discount on fabric and special demonstrations throughout the day. If you go, be sure to bring your CQG membership card, as you'll need it to get the discount! Mr. Baron, of Baron's Fabrics in Camarillo, will visit the May meeting to tell us all about it. For more information, phone him at 482-9848.


Baron's Fabrics  
379 Carmen Drive  
Camarillo  
Sat. 10AM-5PM

Cotton and Chocolate  
1772 Avenida de Los Arboles  
Thousand Oaks  
Sat. 10AM-6PM


Quilt Ventura  
4572 Telephone Road  
Suite 908  
Ventura  
Sat 10AM-6PM

Stitcherz  
2117 Pickwick  
Camarillo  
Sat. 10AM-5:30PM

Quilters' Studio  
3327-C Kimber Dr.  
Newbury Park  
Sat. 10AM-5PM



# June Program



In June we will welcome **Marti Michell**. This midwest quiltmaker has been involved in quilting since the early 1970's when she opened a store in order to help her sewing students find cotton fabric. This led to the development of her "Perfect Patchwork" system of quilting and the rest is history. With an entire system of tools and methods developed over the years she has become famous for finding a "better way" to do traditional cutting, sewing and piecing. If you are interested in maximizing your sewing time and becoming more efficient, this is the workshop for you. She will be teaching *Log Cabin Quilt-As-You-Go*, using this traditional block as a basis to pass on her great skills and methods gleaned from years of working with fabric. Join us for a fresh look at traditional piecing with a master.

## June Supply List: Marty Michell's *Log Cabin Quilt As You Sew*

### Materials List:

- Sewing Machine
- Rotary cutter, ruler & mat (at least 12" x 18")
- Routine sewing supplies
- Large square ruler, if you want one.

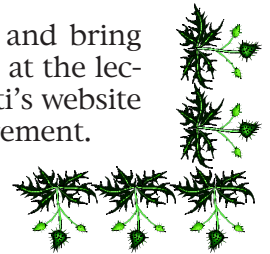



### Minimum Fabric Requirements (just to learn the technique)

- 1 - approximately 18" square of backing fabric
- 1 - approximately 18" square of batting
- 1 - fat quarter light colored fabric (or assorted light scraps)
- 1 - fat quarter dark fabric (or assorted dark scraps)
- 1 - small contrasting scrap for center of block

### Optional Fabric Plan

Pick a quilt from pages 1-26 of *Weekend Log Cabin Quilts* by Marti Michell and bring appropriate supplies for it. Marti will bring some books that you can purchase at the lecture or if you want it ahead, ask at your favorite quilt shop or order from Marti's website ([www.frommarti.com](http://www.frommarti.com)). The cost of the book is \$10.00. The book is not a requirement.



## The Pointed Eye

by Lowell Dabbs

May warming fingers point my light sharp way,  
closing wounds, healing broken day.  
May gleaming beauty fill my eye, follow in my seam,  
weaving care and love to joy outspread.  
May all who use this needle know  
I stitch the fabric of the soul.

*[Copyright 1997 by Lowell Dabbs. All rights reserved. Reprinted by permission of the author.]*

**Prize Patrol!**

**Martha Adams, Becky Gallup, and Diana Hamilton!** Please see Mary Ann Huggins at the May guild meeting, to pick up your 2004 Block of the Month prizes!

## Recent Library Additions

We have new books and we hope you check them out! Take 'em all...remember, you may check out as many books as you want. Bring a bag and borrow as many as you can carry!

*Totally Tubular Quilts* by Rita Hutchins is a little bit Bargello and a little bit Seminole and a whole lot of fun. This strip piecing method produces unexpected and creative results. *Thinking Outside the Block* by Sandi Cummings encourages quilters to cut loose and cut up that block to make very personal quilts. All that modern stuff making your head spin? Relax with *Minnesota Hot Dish*, a simple pieced block that will have viewers wondering how you did it.



## June Block of the Month "Let Dad Go Fishing!"

### Fabrics Needed:

Blue (batik, mottled, solid ) - for "water" background

Gold (or get creative!) - "fish" color

### Cutting directions:

#### "Fish Fabric"

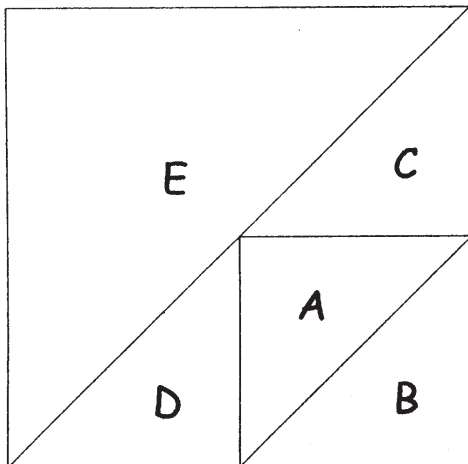
1. Cut 1 - 12 7/8" square, cut diagonally to get large triangle (piece E).
2. Cut 1 - 6 7/8" square, cut diagonally to get small triangle (piece A).

#### "Water Fabric"


1. Cut 2 - 6 7/8" squares, cut diagonally to get 4 triangles (pieces B, C, & D)...set aside one for another project...you only will use three for this block.

### Sewing Directions:

1. Sew one small orange and one small blue triangle together as shown on diagram (A & B). Press seam and trim corners.
2. Sew one small blue triangle (C) to piece A as shown in diagram. Press seam and trim corners.
3. Sew last small triangle (D) to piece A as shown in diagram. Press and trim corners.
4. Sew pressed, pieced unit to the large "fish" triangle (E) as shown in diagram. Press and trim to 12 1/8" square.



Diagram



## Description and Supply List for May

*Ghost Layers and Color Washes*

*with*

*Katie Pasquini Masopust*

1. Take a pattern, traditional or an original for the base design.
2. Add a Ghost layer or floating design, (transparency) complimentary or in opposition to the first layer.
3. Add additional colors by following a painted water color wash (a painting on paper)

These three layers combined will create an in-depth and illusionary design. A small quilt sample will be created.

What to Bring:

**Katie Pasquini will supply the paper products needed for a materials fee of \$11.00.**

A photo of anything that you would like to add a water color wash and ghosts to.

2" brush and 3" foam brush (art supply or hardware store)

a small plate, (can be foam meat trays or white picnic plates)

container for water

3 small tubes of water color paint from these colors, (choose 3): red, yellow, orange, blue, green and purple

3 colored pencils to match the colors you choose

pencil for drawing

pencils for marking on fabric

ruler

compass

fabric and paper scissors

rags and/or paper towels

tape

washcloth

spray starch

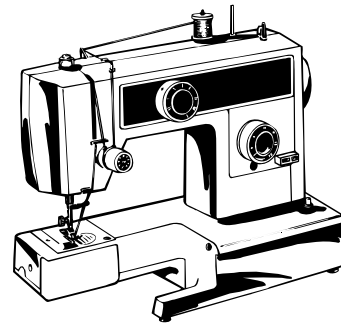
iron and ironing surface

extension cords

stiletto (also available in class)

standard stapler that opens up flat and lots of extra staples

Optional: sewing machine



**F**abrics in the colors you want to use, (3 different colors that match the 3 tubes of paint you have chosen for the water color layer) sorted into 7 different values of each. Make separate piles of each of the steps, step 1 being white and very pale shades of the color, step 2 being a little darker, on through all of the steps to step 7 which will be black and very dark shades of the color. Have several pieces in each of the steps for each of the different colors you choose to work with. That would be a minimum of 3 in each step times 7 steps for at least 21 different pieces for each of the different colors times 3 different colors for at least 63 fabrics. The more fabrics you have to choose from the easier it will be. You will not need very much of any one color fat eighths or thirds of a yard should be enough. Keep these in the separate steps by putting a paper spacer between them in a shoe box or transport them in zip lock bags. Sorting is the most time consuming, please bring them sorted and Katie will help fine tune the steps in class. If you like working with black and white prints bring them in the seven steps as well.

## APRIL'S DOOR PRIZE WINNERS

Claire Este  
 Jeanne Sarher  
 Barbara Erwin  
 Lora Martin  
 Janet Berlin  
 Gladys Brown

Many thanks to our April  
 Door Prize Donors:

Clotilde  
 Fairfield processing Company  
 Grant House  
 Craft Essentials  
 Fabric Well, Oxnard  
 Quilt Ventura  
 Creation Station  
 Clover Notion Company  
 JHB Button Company  
 American Quilt Society

## Treasurer's Report March 17-April 15, 2005

### INCOME

Door Prizes, April	\$215.00
Workshops, March and April	\$1,225.00
Membership	\$910.00
<b>Total Income</b>	<b>\$2,350.00</b>

### EXPENSES

St. Andrew's Presbyterian Church	\$100.00
Rob (chair set-up)	\$50.00
San Marcos Storage	\$60.00
Goleta Community Center (April workshop)	\$60.00
Orex (March Newsletter)	\$113.70
Newsletter (replenish Post Office Acct.)	\$200.00
Program/speaker/workshop	\$839.30
Community Quilts (May workshop rent, GVCC)	\$60.00
Membership (directories)	\$465.75
Charitable Donations (I Madonnari)	\$500.00
Equipment (four quilt stands)	\$573.19
<b>Total Expenses</b>	<b>\$3,021.94</b>
Checking Account balance, 4/15/05	\$4,561.02
Money market balance, 3/31/05	\$31,446.79

## Advertising

If you are a member of the Coastal Quilters Guild and you sell products or services relating to quilts, you can be listed in this section of our newsletter. Your listing is free, and special attention will be paid to members offering discounts, "stash" cards, classes, or sale events. Please send your information to Newsletter Editor, PO Box 6341, Santa Barbara CA 93160. For specific questions, please e-mail Leslie Hogan at redduckmusic@earthlink.net.

✓ = Stash Card   \* = Discount to Guild Members   ♦ = Sale Event   ✂ = Classes Offered

**Baron's Fabrics \***  
 379 Carmen Road  
 Camarillo, CA 93010  
 www.baronsewfab.com  
 482-9848

**Blue Island Quilts ✓ ✂**  
 5140 Hollister Avenue  
 (Magnolia Shopping Center)  
 Santa Barbara CA 93111  
 683-0112

**Craft Essentials \***  
 187 S. Turnpike  
 Santa Barbara CA 93111  
 681-3115

**Creative Memories by Juli Shulem \* ✂**  
 Create Quilt Albums using photo-safe albums & supplies.  
 www.creativememories.com/jshulem  
 (805) 964-2389

**Grant House Sewing Machines \* ✂**  
 5152-A Hollister Avenue  
 (Magnolia Shopping Center)  
 Santa Barbara CA 93111  
 967-3680

**Linda Karppinen**  
 Quilt Appraisals  
 www.qalinkarp1@aol.com  
 563-0817

**Nancy King**  
 Santa Barbara Custom Quilting  
 www.sbcustomquilting.com  
 687-2063

**Quilt Ventura ✓ ✂**  
 4572 Telephone Road, #908  
 Ventura CA 93003  
 www.joey@quiltventura.com  
 658-9800

**Note:** Members of the Coastal Quilters Guild are entitled to run one free "classified ad" a year in the newsletter. If you have a special need or an item you wish to sell, contact the Newsletter editor for details. No other commercial advertising will be accepted.

## Events Around California

For the complete SCCQG Calendar of Events, visit <http://www.sccqg.org>

**May 7-8:** *Country Quilt Fair* quilt show, Riley's Gym, 3900-A Acacia, Norco CA. For information, Email Diana Hedrick, [info@quiltcrafts.com](mailto:info@quiltcrafts.com), or phone (951) 780-7534.

**May 7:** *Springtime in Redlands*, Redlands Heritage Home Tour and Quilt Show. Sponsored by Citrus Belt Quilters and Redlands Area Historical Society. Five historical homes adorned with quilts. 9am-4pm, admission \$10 in advance/\$15 day of show. Boutique and vendor mall. Special exhibit of Civil War clothing. For information, visit [www.citrusbeltquilters.com](http://www.citrusbeltquilters.com), Email [rosebud@lafn.org](mailto:rosebud@lafn.org), or call (909) 793-9977.

**May 7:** Bear Valley Quilt Guild, *Quilt Circus - Where the Traditional and the Unique Meet*. Live and silent quilts and quilted items auction, Doll Show and raffle, boutique, food, Opportunity Quilt ticket sales. Morro Bay Community Center, 1001 Kennedy Way, Morro Bay, CA. for information, call Penny Gallman, 772-0885.

**May 8-12:** Quilters Escape in Eureka, CA, an annual quilting seminar/retreat featuring Ricky Tims, Sue Nickels, Linda Jenkins, Dixie McBride, Velda Newman, Charlotte Angotti, and Charlotte Warr Andersen. For information, send SASE to Quilters Escape, 3414 K Street, Eureka, CA 95503 or call (707) 442-0081.

**May 17-22:** Rocky Mountain High - the Traveling Quilters Colorado Trip. The trip is currently SOLDOUT, but if you are interested in details and/or having your name added to the wait list, please contact Lynn Crawford at [<lynn.Crawford@verizon.net>](mailto:lynn.Crawford@verizon.net)

**May 20-21:** *Starlight Starbright*, Chula Vista Quilters' Guild annual Quilt show will be held at the Community Congregational Church, 276 "F" Street, Chula Vista, 10:00am until 4:00pm both days. Featured will be quilts from our 2004 challenge, Star Light - Star Bright, and 40 quilts from the 2004 Hoffman Challenge besides many quilts from guild members. For further information please contact Mary Anna Carr, [<gram2max@cox.net>](mailto:gram2max@cox.net), or Nancy Higgins, [<higginsnc@msn.com>](mailto:higginsnc@msn.com) .

**May 22-25:** MOON over the MOUNTAIN Quilting Retreats at Lake Arrowhead. Call (626) 355-7471, or Email [<moonoverthemountain@adelphia.net>](mailto:moonoverthemountain@adelphia.net)

### QUILT HISTORY STUDY GROUP

Some members of the guild are exploring the possibility of a monthly quilt study group to meet here in Santa Barbara. New CQG member Kim Wulfert, a long time member of the Camarillo Guild, and a professional presenter of programs on quilts and quilt dating, and Dorothy Fitch are in the process of trying to organize a Quilt History study group. There will be an organizational meeting on Wednesday, May 25th at 10:00AM at St. Andrews Presbyterian Church Study Hall. Both Dorothy and Kim will be at the May Guild meeting to answer questions. If you have an interest in such a group and cannot make the May 25th meeting, let Dorothy know of your interest and what would be a more convenient time.

Study topics will include:

- Textile History
- Social history around the progression of quilt styles
- Rise and fall of interest in quilt making - what were the social causes?
- Quilt history books, exhibits, shows
- At future meetings we hope you will bring antique quilts and textiles (1775 - 1951)

For informations on the history of quilts see website [www.antiquequilt dating.com](http://www.antiquequilt dating.com) or contact Kim Wulfert 649-1820 (Email [www.quilt dating@jetlonk.net](mailto:www.quilt dating@jetlonk.net)) or Dorothy Fitch 968-2837 (Email [donaldfitch@msn.com](mailto:donaldfitch@msn.com))



## Welcome New Members:

Jean Hansen  
571 Amherst Drive  
Goleta, CA 93117  
964-5932

Pamela Klebaum  
1107 Sunnycrest Ave.  
Ventura, CA 93003  
644-5785

Sandra Hough  
817-B Micheltorena  
Santa Barbara, CA 93101  
965-4235

Jeanne Surbur  
833 Weldon Road  
Santa Barbara, CA 93109  
564-4213



## 2005 Guild Officers and Appointed Committee Chairs

### *Elected Officers*

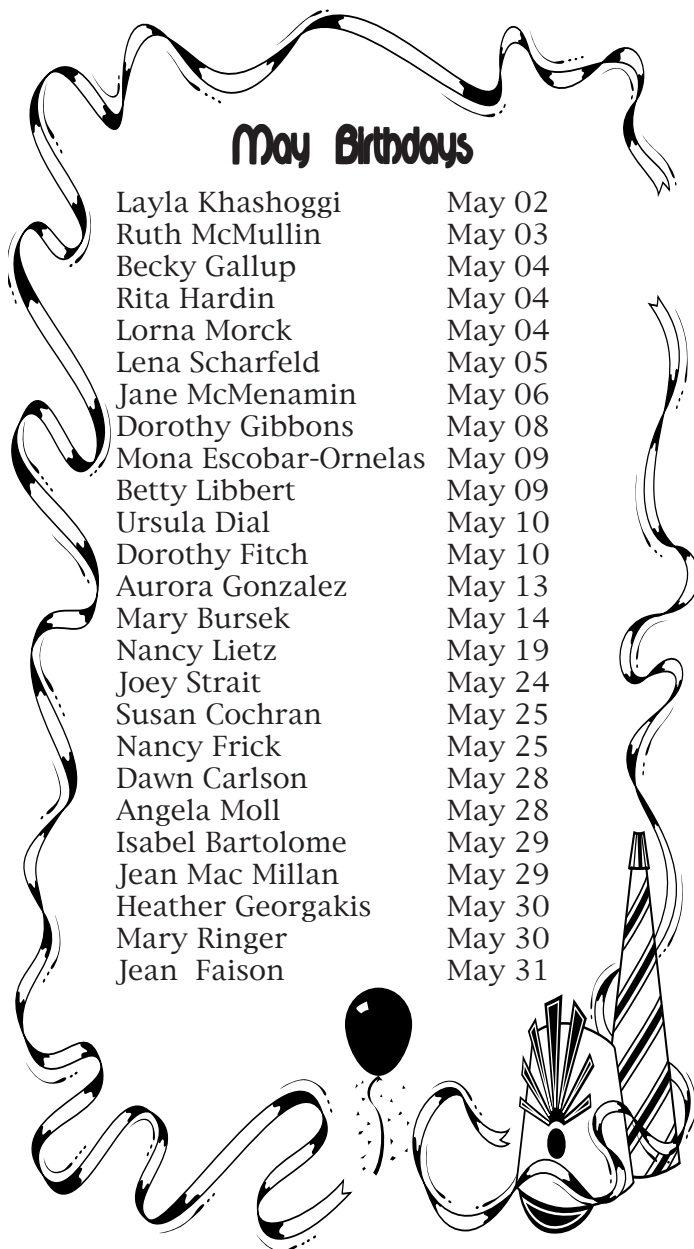
President	Betty Kelley	962 0075
V P- Current Programs	Penny Odom	563 4979
V P- Future Programs	Linda Cassirer	565 0588
	Lora Martin	966 3685
Recording Secretary	Dorothy Oksner	684 3048
	Rochelle Schneider	964 4818
Corresponding Secretary	Robin Ruge	966 5882
Treasurer	Marilyn Martin	967 6821
Parliamentarian	Liz Turner	967 0741
Workshops	Dorothy Fitch	968 2837

### *Committee Chairs*

Coastlines Editor	Leslie Hogan	964 0308
2005 Opportunity Quilt	Angela Moll	683 6622
	Robin Ruge	966 5882
Challenge Quilt	Oleta Bennett	964 2114
	Barbara Franklin	969 4082
Community Projects	Marty Frolli, JoAnn Dovgin	
Refreshments	Mary Iorio, Naomi Hicks	
	Jean Farnsworth	
2006 Opportunity Quilt	Diane Eardley, Cynthia Manzer	
Block of the Month	Becky Galup, MaryAnn Huggins	
Coastlines Distribution	Pat Bates	
Coastlines Layout	Peter Glatz	
Door Prizes	Jean McCaffrey, Francine Smith	
	Ky Easton	
Historians	Doris Gilman, Betty Libbert	
Librarians	Laura Nanna, Heather Georgakis	
	Kathy Laabs	
Membership	Nancy Wood, Arla Wardell	
Satellite Groups	Monte Farris	
Scholarships	Nola Ferguson	
SCCQG Representative	Susan West	
Special Events	Joann Conklin	
Webmaster	Megan Miley	
Welcome Committee	Lena Scharfeld, Nancy Snyder	
	Judy McCartney	
Workshops	Judith Nybakken	

## May Birthdays

Layla Khashoggi	May 02
Ruth McMullin	May 03
Becky Gallup	May 04
Rita Hardin	May 04
Lorna Morck	May 04
Lena Scharfeld	May 05
Jane McMenamin	May 06
Dorothy Gibbons	May 08
Mona Escobar-Ornelas	May 09
Betty Libbert	May 09
Ursula Dial	May 10
Dorothy Fitch	May 10
Aurora Gonzalez	May 13
Mary Bursek	May 14
Nancy Lietz	May 19
Joey Strait	May 24
Susan Cochran	May 25
Nancy Frick	May 25
Dawn Carlson	May 28
Angela Moll	May 28
Isabel Bartolome	May 29
Jean Mac Millan	May 29
Heather Georgakis	May 30
Mary Ringer	May 30
Jean Faison	May 31





## THIS MONTH

**May 12** Guild meeting 7 PM

Speaker: Katie Pasquini-Masopust

\*Wear name tags

\*Sign up for refreshments for June

\*Return Library books

**May 19** Board meeting at Maravilla

**May 20** Newsletter deadline for June newsletter.

Guild meetings are held on the second Thursday of each month at 7:00 PM at St. Andrew's Presbyterian Church, 4575 Auhay, Santa Barbara, CA.

Please carpool, parking is somewhat limited. Coastal Quilters Guild of Santa Barbara and Goleta is a nonprofit, educational and charitable organization. The purpose of the Guild is to educate its members about the history and preservation of the art form of quilt making and its related topics; to learn new techniques and improve skills; and to inform the community at large about our quilt making heritage.

**CoastLines** Newsletter  
This is a monthly publication. Newsletter articles will be accepted up until the 20<sup>th</sup> of May for the June issue.

Send articles to Editor:  
Leslie Hogan  
475 Los Verdes  
Santa Barbara, CA 93111  
e-mail: redduckmusic@earthlink.net




### NEW MEMBERS AND MEMBERSHIP RENEWALS:

Mail your membership form, check or money order for \$25 payable to: Coastal Quilters Guild, Inc. Attention: Membership P.O. Box 6341 Santa Barbara, CA 93106



**Guest fee: \$5.00**



NON PROFIT ORG.  
U.S. POSTAGE  
**PAID**  
SANTA BARBARA, CA  
PERMIT No. 688

Coastal Quilters Guild  
P.O. Box 6341  
Santa Barbara, CA  
93160

